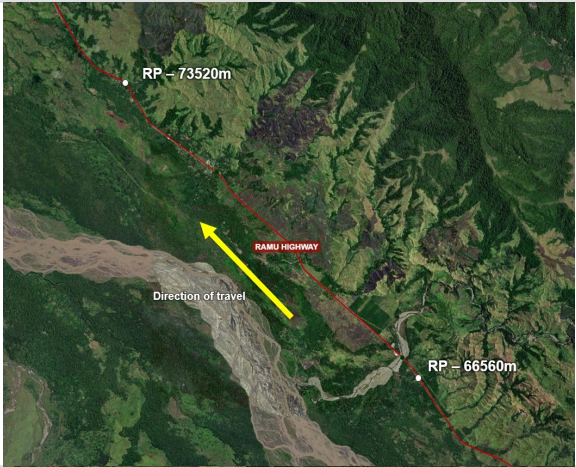




Traffic Direction

10/06/2025 12:38 pm +10

| | |
|------------|--|
| AWM Table: | Bridges, Causeway, Major Culvert, Tunnel |
| Attribute: | Traffic Direction |
| Purpose: | To support consistent recording and management of road data, inspections, and maintenance by clearly defining increasing, decreasing, and both directions of travel. |

| Value | Description | Photo Example |
|------------|---|--|
| Increasing | The direction along the road where the chainage (distance markers) increase. This is usually from the start of the road (e.g. 0 km) toward the end. |  |
| Decreasing | The direction where the chainage decreases, going from higher to lower chainage values. |  |

| Value | Description | Photo Example |
|---------|--|--|
| Two-way | Two-way traffic refers to both the increasing and decreasing direction on a carriageway. |  |